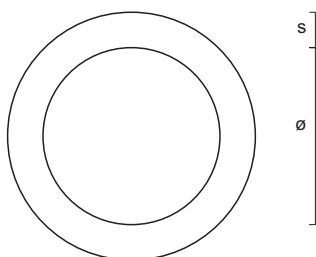
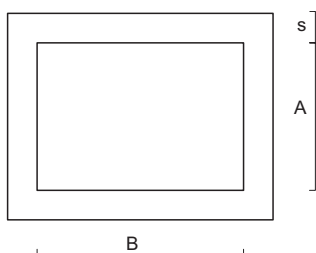



## Prolunghe raggiungi quota



### Prolunga rettangolare

art.	A cm.	B cm.	H cm.	s cm.	P Kg.
013R51	50	70	10	10,0	70
013R52	50	70	25	10,0	175
013R53	50	70	50	10,0	350

### Prolunga circolare

art.	ø cm.	-	H cm.	s cm.	P Kg.
013D61	60	-	5	12,0	34
013D62	60	-	12	12,0	82
013D63	60	-	25	12,0	170