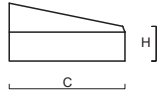
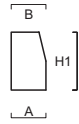


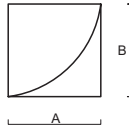
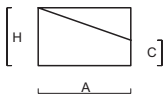

## Pezzi speciali

### PASSO CARRAIO



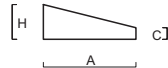

A cm.	B cm.	C cm.	H cm.	H1 cm.	P kg.
15	12	50	15	25	35

### VOLTATESTA




A cm.	B cm.	C cm.	H cm.	P kg.	
40	40	11	25	—	83

### RAMPE PER ACCESSO CARRAIO



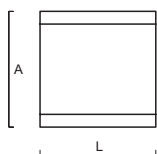
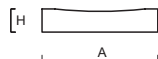
A cm.	B cm.	C cm.	H cm.	P kg.	
40	50	5	15	—	50

### CURVA 90 GRADI



A cm.	B cm.	H cm.	R cm.	P kg.
15	12	25	30	25
15	12	25	40	40

### CUNETTA



A cm.	L cm.	C	D	H cm.	P kg.
50	50	—	—	10	60