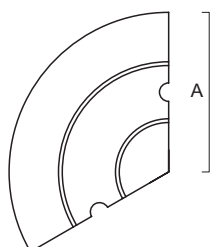
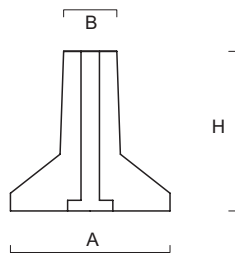
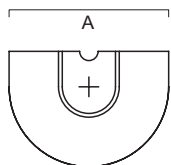



Elementi terminali e di raccordo



Elemento terminale

art.	A cm.	B cm.	H cm.	P Kg.	Ampiezza
ET1	45	12	45	-	-

Elemento di raccordo a 2 vie

art.	A cm.	B cm.	H cm.	P Kg.	Ampiezza
ET2	45	12	45	-	90°
ET3	45	12	45	-	120°