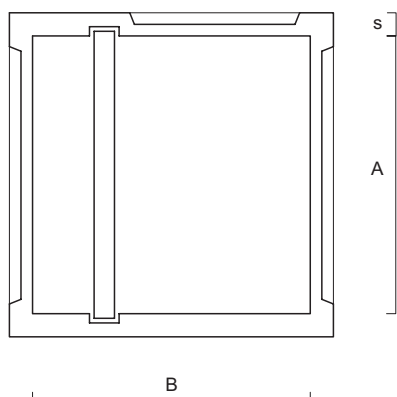
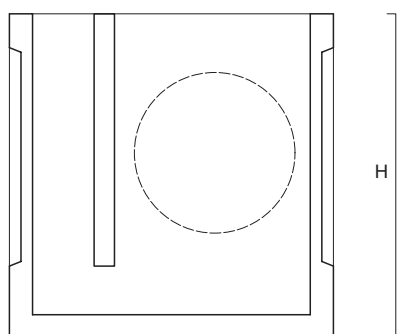



Pozzetti normali



art.	A cm.	B cm.	H cm.	s cm.	P Kg.
007020	20	20	25	2,5	16
007030	30	30	32	3,0	45 *
007040	40	40	42	4,0	85 *
007050	50	50	52	5,0	160 *
007060	60	60	63	5,5	250 *
007080	80	80	78	6,0	550
007090	100	100	106	9,5	1100

* Con lastra per sifonatura